

Summary Feedback

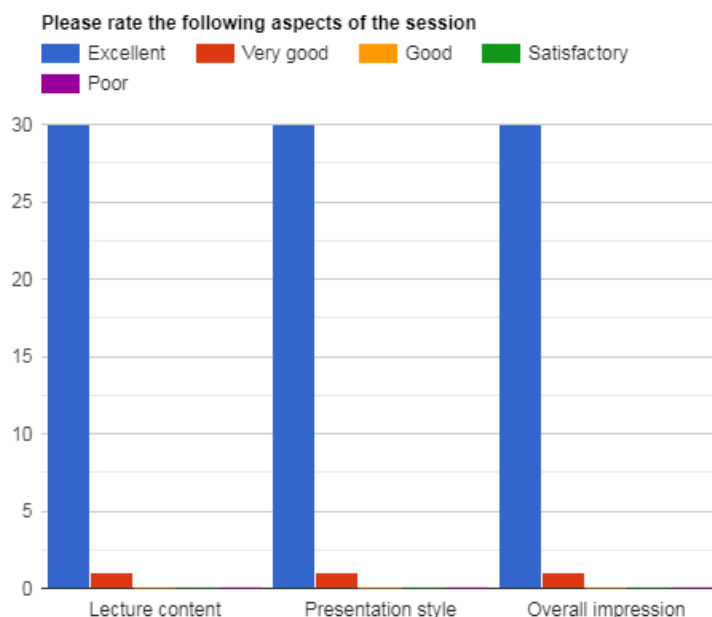
(Combined feedback broadcasted at multiple times this week)

PRE - RECORDED ST1-ST4 Teaching Programme 2023

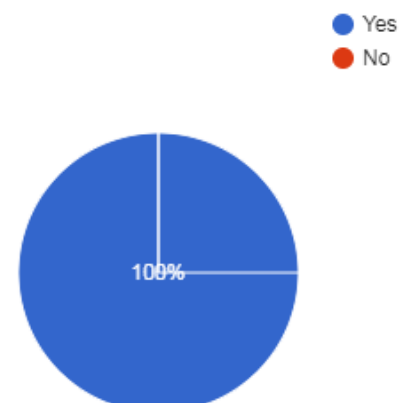
Head & Neck – (1) Pharynx (2) Neck (3) Larynx (30th September and 1st October 2023) Lecturer: Sami Khan

Summary Points:

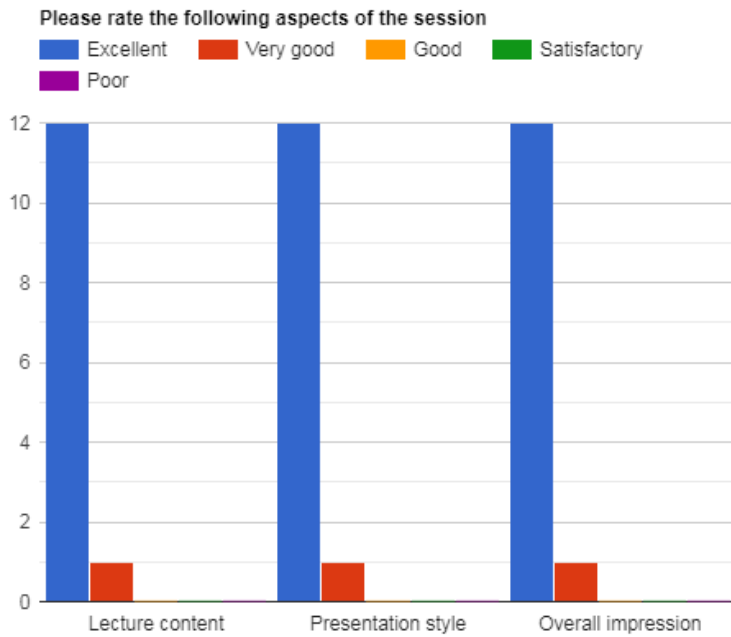
- Total Attendees: 204 from 28 Countries (Algeria, Bahrain, China, Egypt, Hong Kong, India, Indonesia, Jordan, Kenya, Malaysia, Mauritius, Myanmar, Nigeria, Oman, Pakistan, Poland, Saudi Arabia, Singapore, South Africa, Sri Lanka, Swaziland, Tanzania, Türkiye, UAE, UK, Yemen, Zambia, Zimbabwe).
- Total duration: 3 hours (each session broadcasted thrice during the week)
- Total feedback received from 53 participants, from three different broadcasts



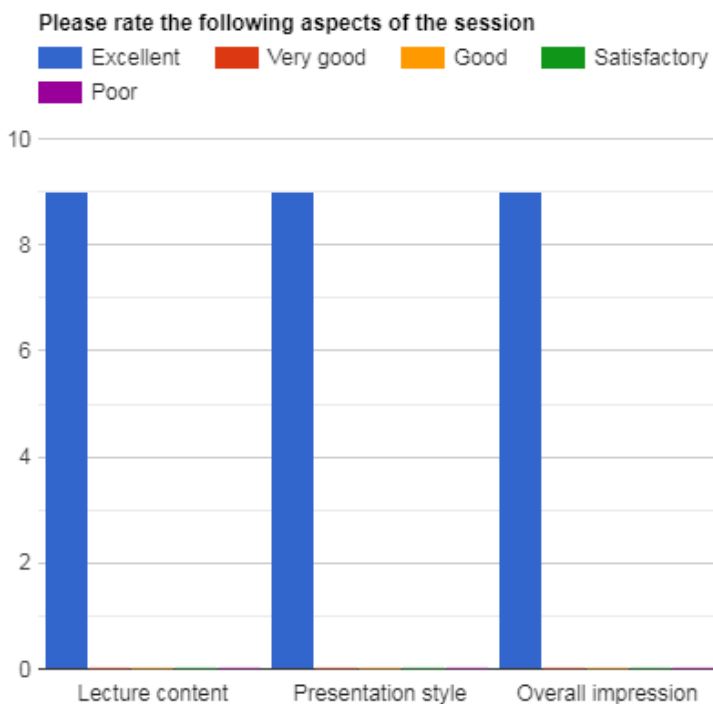
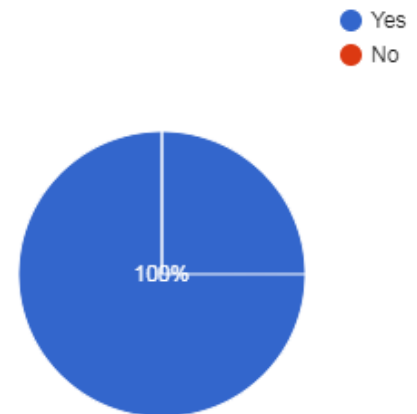
Did you find it useful
31 responses



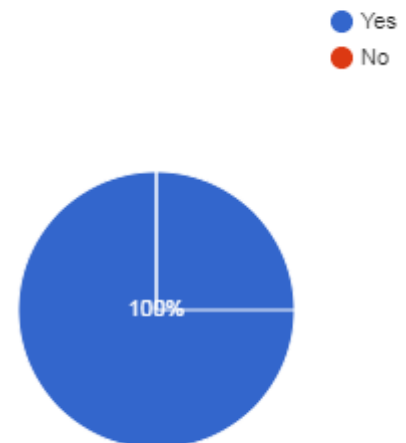
Head & Neck – (1) Pharynx (2) Neck (3) Larynx



Did you find it useful
13 responses



Did you find it useful
9 responses



Testimonials

- Extremely useful. Made laryngeal anatomy simple and well understood (Saudi Arabia).
- Excellent teaching session (Algeria).
- Difficult things explained easily (Pakistan).
- Improve my knowledge (Indonesia).

Head & Neck – (1) Pharynx (2) Neck (3) Larynx

- I liked the use of pictures to explain the anatomy of the larynx side by side with CT or MR images. Dr Khan, you are wonderful. God bless you (Saudi Arabia).
- Awesome (Indonesia).
- Excellent (Algeria).
- Every aspect was useful (India).
- Excellent, thank you very much (Hong Kong).
- Great session (Iraq).
- Everything is great (Yemen).
- Very helpful (UK).
- Excellent, too good (Pakistan).
- Infrahyoid and suprahyoid neck anatomy and barium swallow anatomy part was useful (UK).
- Concepts are excellent (India).
- Useful (Yemen).
- The practical use of anatomy in diagnosing various cases was useful (Pakistan).
- I liked the cases selection and discussion (UAE).
- All aspects fully covered (Pakistan).
- Clear concepts (Pakistan).
- DICOM cases was useful (Algeria).
- Anatomy, clinical correlation and practice were useful (Pakistan).
- Great knowledge (Pakistan).
- Thanks a lot for this meeting (Yemen).
- Excellent session (Pakistan).
- I liked the cases discussion (UAE).
- Discussion with candidate and anatomical points declaration was useful (Egypt).
- Best session (Pakistan).
- I liked the head and neck anatomy and cases (Hong Kong).
- Clear concepts (Pakistan).
- Teaching from basics was useful (Bahrain).
- Every single word was valuable (Pakistan).
- I liked the anatomical details of neck (Pakistan).
- Good cases (UK).
- Case discussion was great (Zambia)
- Superb (Pakistan).
- Great (Pakistan).
- Awesome (Indonesia).
- I liked the basics of anatomy and revision of session (Pakistan).
- Detailed anatomy with reinforcement with dicom images were useful (Pakistan).

Head & Neck – (1) Pharynx (2) Neck (3) Larynx

